



United States Department of Agriculture  
National Agricultural Statistics Service  
**FLORIDA CROP PROGRESS &  
CONDITION REPORT**



In cooperation with the Florida Department of Agriculture and Consumer Services and the UF/IFAS Extension Service  
2290 Lucien Way, Suite 300, Maitland, FL 32751 · (407) 648-6013 · (855) 271-9801 FAX · [www.nass.usda.gov/fl](http://www.nass.usda.gov/fl)

Released: January 12, 2015 (4 PM EST)

Week Ending: January 11, 2015

**Cold Nights, Warm Days, Little Rain**

**Weather Summary:** According to Florida’s Automated Weather Network (FAWN), rainfall ranged from none to 0.84 of an inch across the State. Fort Lauderdale (Broward County) received the most rain with 0.84 of an inch. Per the U.S. Drought Monitor, Florida was 94 percent drought free this past week. Temperatures ranged from 17 degrees for night time lows to 85 degrees for day time highs, across the State. The highest temperature was 85 degrees in Immokalee (Collier County) and Fort Lauderdale (Broward County). The lowest temperature in the State was 17 degrees in Defuniak Springs (Walton County) and Jay (Santa Rosa County).

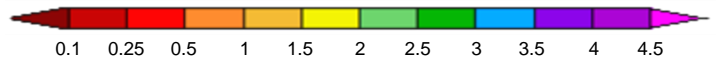
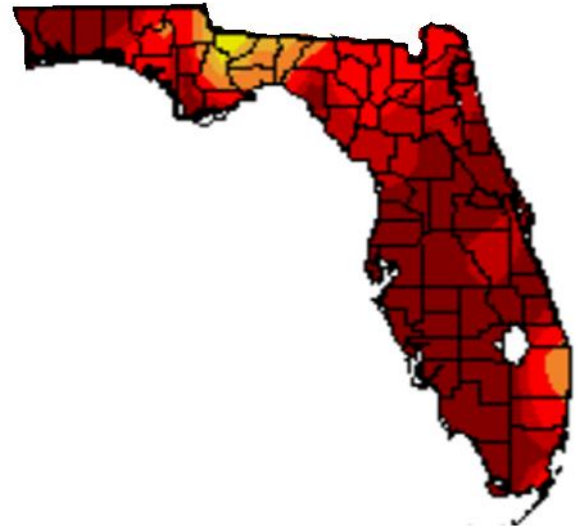
**Soil Moisture Ratings**

Moisture Rating	Topsoil		
	Current week	Previous week	Previous year
	(percent)	(percent)	(percent)
Very short .....	1	0	3
Short .....	22	19	15
Adequate .....	73	76	75
Surplus.....	4	5	7

**Field Crops:** There was an average of 6.4 days suitable for field work this past week, slightly above the previous week. Seasonal field preparation in the Panhandle continued this past week.

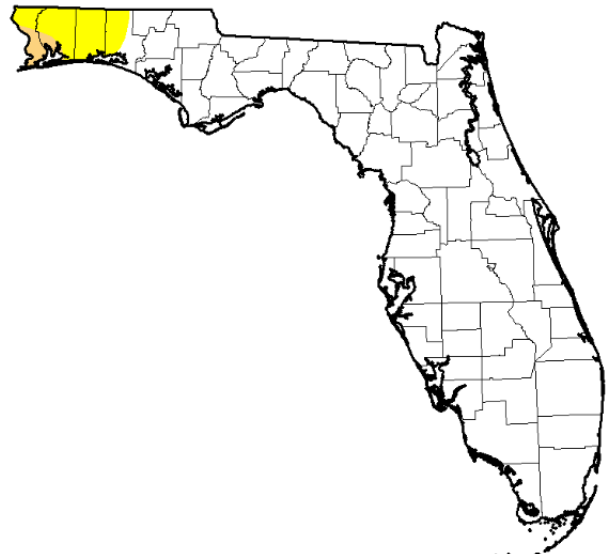
**Fruit and Vegetables:** Flagler, Putnam, and Bradford county farmers continued harvesting cabbage and cold weather crops. Potato planting continued in Flagler and Putnam counties. In southwest Florida, foggy mornings were causing disease problems in vegetables. Vegetables coming to market in southwest Florida were collards, cucumbers, eggplant, mustard, peppers, squash, tomatoes, and a variety of specialty items. Crops harvested in Miami-Dade County were green beans, pole beans, yellow squash, zucchini, tomatoes, peppers, eggplant, sweet corn, boniato, malanga, and avocado.

**Precipitation (in)–Florida: Jan. 5-11, 2015**



Source: Southeast Regional Climate Center

**U.S. Drought Monitor–Florida: Jan. 6, 2015**



**Intensity:**

- D0 Abnormally Dry
- D1 Drought - Moderate
- D2 Drought - Severe
- D3 Drought - Extreme
- D4 Drought - Exceptional

**Livestock and Pastures:** In the Panhandle, cold weather hurt winter grazing. Cattlemen were feeding hay. In Charlotte, Collier, Glades, Hendry, and Lee counties, pasture quality was aided by warm temperatures but livestock producers provided supplemental feed to cattle as necessary. Statewide, the cattle condition was mostly good while the pasture condition was fair to good.

### Cattle and Pasture Condition

Condition	Cattle		Pasture	
	Current week	Previous week	Current week	Previous week
	(percent)	(percent)	(percent)	(percent)
Very poor .....	0	0	3	2
Poor .....	3	3	13	14
Fair.....	29	26	40	39
Good.....	65	67	44	45
Excellent .....	3	4	0	0

**Citrus:** Temperatures were cooler this past week in citrus producing counties. Highs ranged from the mid 70s to low 80s, and lows were in the 30s and 40s much of the week. Rainfall was very light. Seven of nineteen monitored stations did not record any rainfall. Only two stations recorded more than a tenth of an inch of rainfall, Umatilla (Lake County) at 0.14 of an inch and Immokalee (Collier County) at 0.15 of an inch. As per the U.S. Drought Monitor, last updated January 6, 2015, no drought or abnormally dry conditions exist in any citrus producing area.

Processing plants were up and running at full capacity. Harvesting for early and midseason oranges included both Hamlin and Pineapple oranges. Weekly totals were slightly less than last season, due to the small size fruit and lagging maturity levels.

Navel orange harvest was slowing as the season was coming closer to an end. Colored and white grapefruit harvest was overall running at a good pace and will continue for several more weeks. Honey tangerine harvest had started but was being harvested in small amounts.

Grove activity included spraying, irrigation on several days during the month, and mowing in preparation for harvest. Combating greening is a constant struggle for Citrus growers. Re-entry times after spraying is between two and ten days, slowing down survey progress at times.

### Citrus Estimated Boxes Harvested

[In thousands of 1-3/5 bushel boxes]

Crop	For week ending:		
	Dec 28, 2014	Jan 4, 2015	Jan 11, 2015
	(boxes)	(boxes)	(boxes)
Early & mid oranges.....	1,960	3,660	4,010
Temples .....	0	0	3
Navel oranges.....	19	23	28
White grapefruit.....	20	41	45
Colored grapefruit .....	161	268	374
Sunburst tangerines.....	30	42	30
Honey Tangerines.....	7	22	47
Tangelos .....	14	26	58
Total .....	2,211	4,082	4,595

To subscribe to this report, at no cost, go to the NASS website at [http://www.nass.usda.gov/Statistics\\_by\\_State/Florida/Subscribe\\_to\\_FL\\_Reports/index.asp](http://www.nass.usda.gov/Statistics_by_State/Florida/Subscribe_to_FL_Reports/index.asp). Complete the *Subscribe to FL Reports* form, select Florida Crop-Weather and enter your first and last name and your e-mail. The precipitation map used in this report is from the Southeast Regional Climate Center (SERCC) website at [http://www.sercc.com/climateinfo/precip\\_maps](http://www.sercc.com/climateinfo/precip_maps). The drought monitor map used in this report is from the U.S. Drought Monitor website at <http://droughtmonitor.unl.edu> maintained by the National Drought Mitigation Center. The precipitation and temperature data is from the Florida Automated Weather Network (FAWN) at <http://fawn.ifas.ufl.edu> maintained by UF/IFAS Information Technologies.