



United States Department of Agriculture  
National Agricultural Statistics Service  
**FLORIDA CROP PROGRESS &  
CONDITION REPORT**



In cooperation with the Florida Department of Agriculture and Consumer Services and the UF/IFAS Extension Service  
2290 Lucien Way, Suite 300, Maitland, FL 32751 · (407) 648-6013 · (855) 271-9801 FAX · [www.nass.usda.gov/fl](http://www.nass.usda.gov/fl)

Released: January 26, 2015 (4 PM EST)

Week Ending: January 25, 2015

**Rain in Panhandle and North Florida**

**Weather Summary:** According to Florida’s Automated Weather Network (FAWN), rainfall ranged from no rain to 3.72 inches across the State. Monticello (Jefferson County) received the most rain with 3.72 inches. Per the U.S. Drought Monitor, Florida was 89 percent drought free this past week. Temperatures ranged from 30 degrees for night time lows to 83 degrees for day time highs, across the State. The highest temperature was 83 degrees in Immokalee (Collier County), Sebring (Highlands County), Homestead (Miami-Dade County), and Palmdale (Glades County). The lowest temperature in the State was 30 degrees in Defuniak Springs (Walton County), Lecanto (Citrus County), and Quincy (Gadsden County).

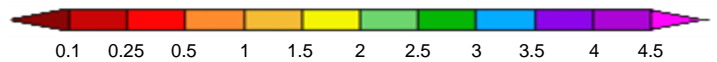
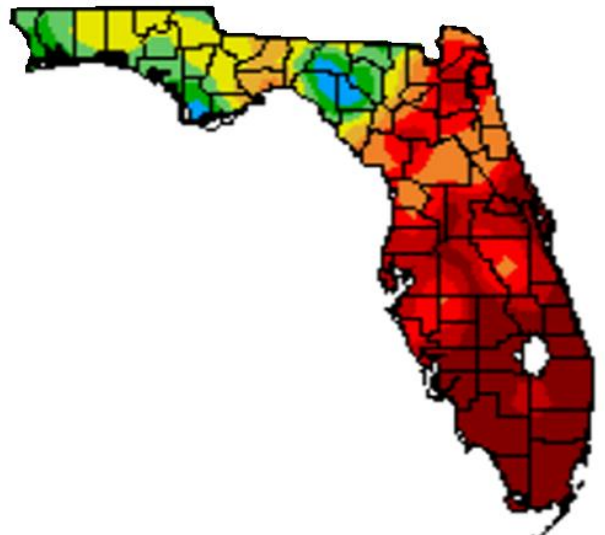
**Soil Moisture Ratings**

Moisture Rating	Topsoil		
	Current week	Previous week	Previous year
	(percent)	(percent)	(percent)
Very short .....	0	0	1
Short .....	17	22	20
Adequate .....	78	75	74
Surplus .....	5	3	5

**Field Crops:** There was an average of 6.2 days suitable for field work this past week, the same as the previous week. Field work and soil preparation for spring plantings has begun on a limited basis in Washington County. Cotton harvest was completed in Gadsden County. Sugarcane harvest continued in Glades and Hendry counties.

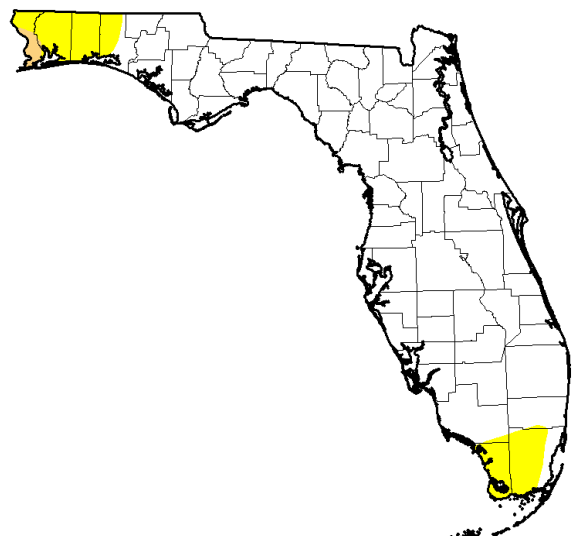
**Fruit and Vegetables:** Fields in Flagler and Putnam counties were too wet for planting cabbage last week. Potatoes were planted on a limited basis in Flagler and Putnam counties. Warmer weather has increased yields on vegetable crops. Crops harvested in Miami-Dade County were green beans, pole beans, yellow squash, zucchini, tomatoes, peppers, eggplant, sweet corn, boniato, bitter melon, avocados, herbs, malanga, and other tropical fruits.

**Precipitation (in)–Florida: Jan. 18-24, 2015**



Source: Southeast Regional Climate Center

**U.S. Drought Monitor–Florida: Jan. 20, 2015**



**Intensity:**



**Livestock and Pastures:** Panhandle pastures benefited this past week from the rain received. In Charlotte, Collier, Glades, Hendry, and Lee counties, pasture quality has improved with warm temperatures and rain. In Okeechobee County, hay for winter feeding is starting to diminish. Statewide, the cattle condition was mostly good while the winter forage and pasture condition was fair to good.

**Cattle and Pasture Condition**

Condition	Cattle		Pasture	
	Current week	Previous week	Current week	Previous week
	(percent)	(percent)	(percent)	(percent)
Very poor .....	0	0	1	3
Poor .....	4	4	17	16
Fair .....	31	30	42	41
Good .....	62	63	40	40
Excellent .....	3	3	0	0

**Citrus:** Temperatures were slightly warmer than average for this time of the year. Maximum temperatures were in the 70s and 80s; minimum temperatures were in the high 30s and low 40s. Various amounts of rainfall fell across the citrus region. Arcadia (Desoto County) received over two inches. Ona (Hardee County) and Frostproof (Polk County) both had almost an inch and a half, while Clewiston (Hendry County) and Okeechobee (Okeechobee County) both had less than one tenth of an inch. As per the U.S. Drought Monitor, last updated January 20, 2015, no drought or abnormally dry conditions exist in any citrus producing area.

Processing plants were up and running at full capacity. Harvesting for oranges included both Hamlin and Pineapple oranges. Weekly totals were less than last season’s corresponding total. Navel orange harvest is coming to an end. Colored and white grapefruit harvest was similar to last season’s weekly harvest. Tangelo harvest is primarily the Honeybell variety. Honey tangerine harvest was about normal for this time in the season.

Grove activity included running irrigation, fertilizing and some spraying. Field workers across the citrus region have noticed patchy pin head bloom on orange trees already.

**Citrus Estimated Boxes Harvested**

[In thousands of 1-3/5 bushel boxes]

Crop	For week ending:		
	Jan 11, 2015	Jan 19, 2015	Jan 25, 2015
	(boxes)	(boxes)	(boxes)
Early & mid oranges .....	4,010	4,636	3,505
Temples .....	3	7	7
Navel oranges .....	28	39	20
Valencia .....	0	1	0
White grapefruit .....	45	83	58
Colored grapefruit .....	374	484	353
Sunburst tangerines .....	30	19	6
Honey Tangerines .....	47	72	57
Tangelos .....	58	69	51
Total .....	4,595	5,410	4,057

To subscribe to this report, at no cost, go to the NASS website at [http://www.nass.usda.gov/Statistics\\_by\\_State/Florida/Subscribe\\_to\\_FL\\_Reports/index.asp](http://www.nass.usda.gov/Statistics_by_State/Florida/Subscribe_to_FL_Reports/index.asp). Complete the *Subscribe to FL Reports* form, select Florida Crop-Weather and enter your first and last name and your e-mail. The precipitation map used in this report is from the Southeast Regional Climate Center (SERCC) website at [http://www.sercc.com/climateinfo/precip\\_maps](http://www.sercc.com/climateinfo/precip_maps). The drought monitor map used in this report is from the U.S. Drought Monitor website at <http://droughtmonitor.unl.edu> maintained by the National Drought Mitigation Center. The precipitation and temperature data is from the Florida Automated Weather Network (FAWN) at <http://fawn.ifas.ufl.edu> maintained by UF/IFAS Information Technologies.